

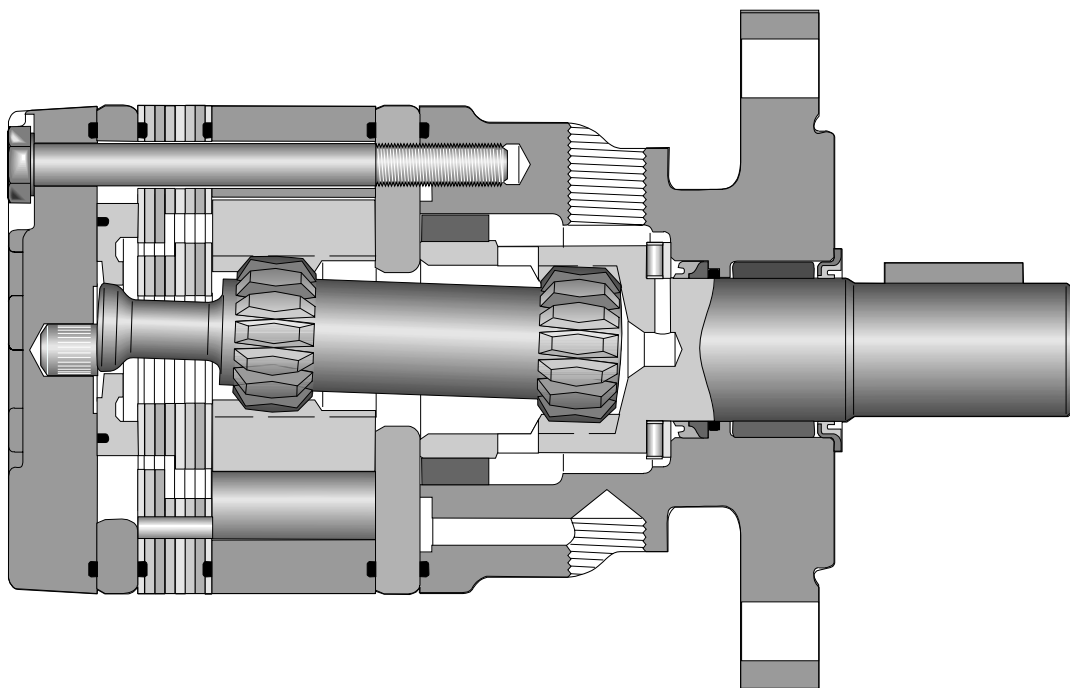
15 Displacements	(2.2 – 24.0 in <sup>3</sup> /rev)	
15 Schluckvolumen	36 . . . 390 cm <sup>3</sup> /rev	
15 Cylindrée		
15 Desplazamientos		
	<b>Cont</b>	<b>Int</b>
Maximum Pressure	(to 1800 psi)	(to 2400 psi)
Eingangsdruck	. . . 125 bar	. . . 165 bar
Chaute de pression max.		
Presion Maxima		
Maximum Oil Flow	(to 15 gpm)	
Schluckstrom	. . . 57 lpm	
Débit d'huile		
Caudal Maximo de Aceite		
Maximum Speed	(932 rpm)	
Drehzahl	932 rpm	
Vitesse de rotation		
Velocidad Maxima		
	<b>Cont</b>	<b>Int</b>
Maximum Torque	(3897 lb in)	(4783 lb in)
Max Drehmoment	440 Nm	540 Nm
Couple Maxi		
Torque Maximo		
Maximum Side Load at Key	(to 1100 lb)	
Seitenlast	. . . 4900 N	
Charges latérales		
Carga Maxima Lateral		

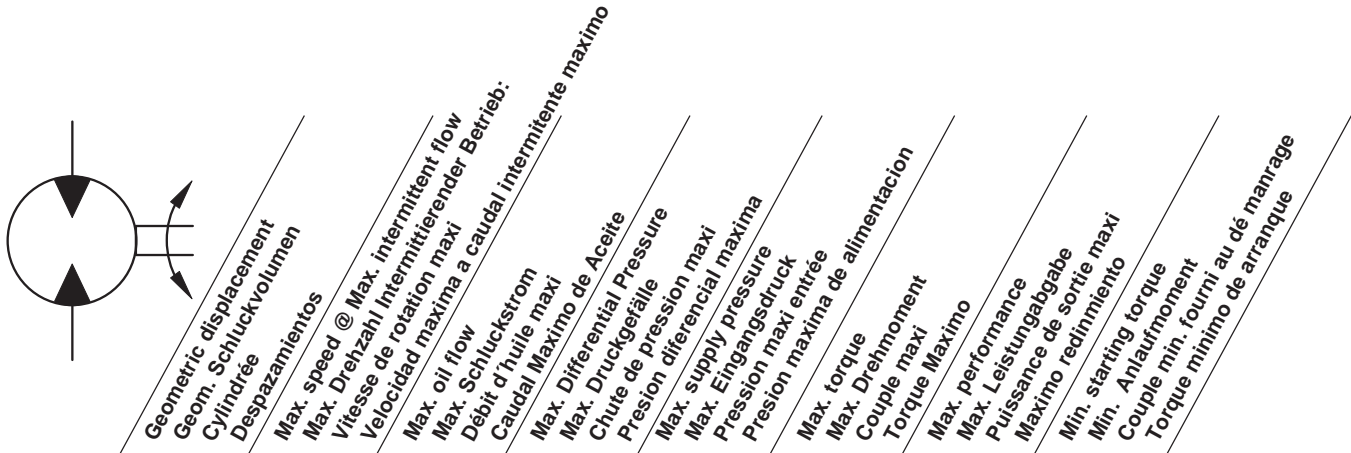
### A Light to Medium Duty Low Speed, High Torque Motor

This light to medium duty motor incorporates all the features of heavy duty motors. Design features include a high pressure shaft seal so external drains are never required, roller vane technology for automatic wear compensation, and full flow internal cooling and flushing. This is a very economical motor for most light to medium duty applications.



LSR Distribuidor  
Glorias No. 4 Col. San Rafael Chamapa  
Tel 0155 5300 7008 / 5300 4245





Motor Series TB	cm <sup>3</sup> /rev in <sup>3</sup> /rev	rev/min	cont / int* l/min g/min		cont / int* bar psi		max bar psi	cont / int* Nm lb-in		max KW HP	cont / int* Nm lb-in	
TB 0036	36 2.2	932	34 9	34 9	125 1800	165 2400	190 2750	48.2 427	67.3 596	6.6 8.8	43.5 385	49.7 440
TB 0045	41 2.5	805	34 9	34 9	125 1800	165 2400	190 2750	64.3 526	88.0 731	7.2 9.7	39 341	52 461
TB 0050	49 3.0	678	34 9	34 9	125 1800	165 2400	190 2750	78.3 693	106.9 946	7.5 10.1	36 319	70 619
TB 0065	65 4.0	511	34 9	34 9	125 1800	165 2400	190 2750	106.9 946	145.1 1284	7.8 10.4	66 582	99 977
TB 0080	82 5.0	409	34 9	34 9	125 1800	165 2400	190 2750	134.8 1193	183.5 1624	7.8 10.5	92 816	139 1226
TB 0100	98 6.0	454	45 12	45 12	125 1800	165 2400	190 2750	159.4 1411	216.6 1917	10.2 13.8	119 1050	158 1400
TB 0130	130 8.0	430	45 12	57 15	125 1800	165 2400	190 2750	220.4 1951	297.4 2632	13.4 18.0	167 1482	229 2024
TB 0165	163 10.0	343	45 12	57 15	125 1800	155 2250	190 2750	273.2 2418	345.9 3062	12.4 16.7	199 1760	263 2331
TB 0195	195 11.9	287	45 12	57 15	125 1800	145 2100	190 2750	340.2 3011	399.6 3537	12.0 16.1	270 2388	325 2872
TB 0230	228 13.9	246	45 12	57 15	103 1500	138 2000	190 2750	316.0 2797	427.3 3782	11.0 14.8	261 2354	353 3121
TB 0260	260 15.9	216	45 12	57 15	100 1450	131 1900	190 2750	349.8 3096	465.1 4117	10.5 14.1	291 2573	395 3498
TB 0295	293 17.9	191	45 12	57 15	97 1400	125 1800	190 2750	383.1 3391	498.8 4415	10.0 13.4	308 2724	400 3544
TB 0330	328 20.0	171	45 12	57 15	93 1350	114 1650	190 2750	413.2 3657	509.0 4505	9.1 12.2	332 2942	406 3590
TB 0365	370 22.6	151	45 12	57 15	86 1250	105 1525	190 2750	440.3 3897	540.4 4783	8.7 11.6	372 3296	454 4021
TB 0390	392 24.0	143	45 12	57 15	83 1200	100 1450	190 2750	428.4 3792	524.5 4642	7.8 10.5	339 3003	434 3845

Performance data based on testing using 10W40 oil with a viscosity of 43,1 cSt. (200 SUS) at 54° C (130° F). Performance data is typical. Actual data may vary slightly from one production motor to another.

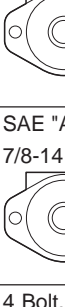



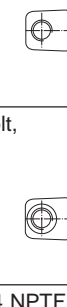


























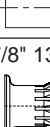




























Les donnees sur les performances sont basees sur des tests utilisant de l'huile 10W40 d'une viscosite de 200 SUS a 54°C (130°F). Ces donnees correspondent a des situations typiques. Les donnees reelles peuvent varier legerement d'un moteur de production a l'autre.

Leistungsdaten sind gemessen mit SAE 10W40 bei einer Viskosität von 43,1 Cst bei 54°C. Geringfügige Abweichungen von den Katalogdaten sind möglich.

Datos tecnicos obtenidos con aceite 10W40 de 200 SUS de viscosidad a 54°C (130°F). Los datos proporcionados son valores típicos. Los valores exactos reales podrian tener una pequena variacion entre distintos motores.

pp 020-035TB SD.p65

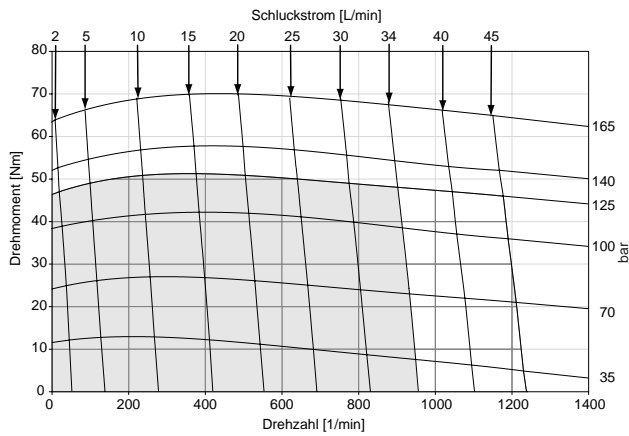
\* Intermittent operation rating applies to 10% of every minute.  
Intermittierende Werte maximal 10% von jeder Betriebsminute.  
Fonctionnement interm. 10% max. de chaque minute d'utilisation.  
Capacidad de funcionamiento intermitente valida para 10% por cada minuto.

<b>TB</b>	<b>XXXX</b>	<b>XX</b>	<b>XX</b>	<b>0</b>	<b>XXXX</b>																																																																														
Series	Displacement Schluckvolumen Cylindrée Desplazamiento	Mounting/Ports Gehäuse/Anschluß Carter/Plan de raccordement Montaje/Lumbreras	Shaft Welle Arbre Eje	Rotation Drehrichtung Direction de rotation Rotacion	Options Opciones																																																																														
<table border="1" style="width: 100%; border-collapse: collapse;"> <thead> <tr> <th>Code</th> <th>cm<sup>3</sup>/U cm<sup>3</sup>/tr cm<sup>3</sup>/giro cu in<sup>3</sup>/rev</th> </tr> </thead> <tbody> <tr><td>0036</td><td>36 / 2.2</td></tr> <tr><td>0045</td><td>41 / 2.5</td></tr> <tr><td>0050</td><td>49 / 3.0</td></tr> <tr><td>0065</td><td>65 / 4.0</td></tr> <tr><td>0080</td><td>82 / 5.0</td></tr> <tr><td>0100</td><td>98 / 6.0</td></tr> <tr><td>0130</td><td>130 / 8.0</td></tr> <tr><td>0165</td><td>163 / 10.0</td></tr> <tr><td>0195</td><td>195 / 11.9</td></tr> <tr><td>0230</td><td>228 / 13.9</td></tr> <tr><td>0260</td><td>260 / 15.9</td></tr> <tr><td>0295</td><td>293 / 17.9</td></tr> <tr><td>0330</td><td>238 / 20.0</td></tr> <tr><td>0365</td><td>370 / 22.6</td></tr> <tr><td>0390</td><td>392 / 24.0</td></tr> </tbody> </table>	Code	cm <sup>3</sup> /U cm <sup>3</sup> /tr cm <sup>3</sup> /giro cu in <sup>3</sup> /rev	0036	36 / 2.2	0045	41 / 2.5	0050	49 / 3.0	0065	65 / 4.0	0080	82 / 5.0	0100	98 / 6.0	0130	130 / 8.0	0165	163 / 10.0	0195	195 / 11.9	0230	228 / 13.9	0260	260 / 15.9	0295	293 / 17.9	0330	238 / 20.0	0365	370 / 22.6	0390	392 / 24.0	<table border="1" style="width: 100%; border-collapse: collapse;"> <thead> <tr> <th>Code</th> <th>Mounting</th> <th>Avail.</th> </tr> </thead> <tbody> <tr> <td>AM</td> <td>SAE "A" 2 Bolt, 5/16-18 UNC Manifold </td> <td></td> </tr> <tr> <td>AP</td> <td>SAE "A" 2 Bolt, 1/2-14 NPTF </td> <td></td> </tr> <tr> <td>AS</td> <td>SAE "A" 2 Bolt, 7/8-14 SAE </td> <td></td> </tr> <tr> <td>FM</td> <td>4 Bolt, 1/2-14 NPTF </td> <td></td> </tr> <tr> <td>FP</td> <td>4 Bolt, 1/2-14 NPTF </td> <td></td> </tr> <tr> <td>FS</td> <td>4 Bolt, 7/8-14 SAE </td> <td></td> </tr> </tbody> </table>	Code	Mounting	Avail.	AM	SAE "A" 2 Bolt, 5/16-18 UNC Manifold 		AP	SAE "A" 2 Bolt, 1/2-14 NPTF 		AS	SAE "A" 2 Bolt, 7/8-14 SAE 		FM	4 Bolt, 1/2-14 NPTF 		FP	4 Bolt, 1/2-14 NPTF 		FS	4 Bolt, 7/8-14 SAE 		<table border="1" style="width: 100%; border-collapse: collapse;"> <thead> <tr> <th>Code</th> <th>Rotation</th> </tr> </thead> <tbody> <tr> <td>0</td> <td>Standard </td> </tr> </tbody> </table>	Code	Rotation	0	Standard 	<table border="1" style="width: 100%; border-collapse: collapse;"> <thead> <tr> <th>Code</th> <th>Shaft</th> </tr> </thead> <tbody> <tr> <td>09</td> <td>1" Straight w/0.38" Crosshole </td> </tr> <tr> <td>10</td> <td>1" Keyed </td> </tr> <tr> <td>11</td> <td>1" 6B Spline </td> </tr> <tr> <td>13</td> <td>Long 1" Keyed </td> </tr> <tr> <td>21</td> <td>1" Keyed; Corrosion Resistant </td> </tr> <tr> <td>26</td> <td>25mm Keyed w/ 8mm Key </td> </tr> <tr> <td>28</td> <td>7/8" 13 Tooth Spline </td> </tr> </tbody> </table>	Code	Shaft	09	1" Straight w/0.38" Crosshole 	10	1" Keyed 	11	1" 6B Spline 	13	Long 1" Keyed 	21	1" Keyed; Corrosion Resistant 	26	25mm Keyed w/ 8mm Key 	28	7/8" 13 Tooth Spline 	<table border="1" style="width: 100%; border-collapse: collapse;"> <thead> <tr> <th>Code</th> <th>Options</th> </tr> </thead> <tbody> <tr> <td>AAAB</td> <td>No Paint No lackiert</td> </tr> <tr> <td>AAAA</td> <td>Black Paint Schwarz lackiert</td> </tr> </tbody> </table>	Code	Options	AAAB	No Paint No lackiert	AAAA	Black Paint Schwarz lackiert
Code	cm <sup>3</sup> /U cm <sup>3</sup> /tr cm <sup>3</sup> /giro cu in <sup>3</sup> /rev																																																																																		
0036	36 / 2.2																																																																																		
0045	41 / 2.5																																																																																		
0050	49 / 3.0																																																																																		
0065	65 / 4.0																																																																																		
0080	82 / 5.0																																																																																		
0100	98 / 6.0																																																																																		
0130	130 / 8.0																																																																																		
0165	163 / 10.0																																																																																		
0195	195 / 11.9																																																																																		
0230	228 / 13.9																																																																																		
0260	260 / 15.9																																																																																		
0295	293 / 17.9																																																																																		
0330	238 / 20.0																																																																																		
0365	370 / 22.6																																																																																		
0390	392 / 24.0																																																																																		
Code	Mounting	Avail.																																																																																	
AM	SAE "A" 2 Bolt, 5/16-18 UNC Manifold 																																																																																		
AP	SAE "A" 2 Bolt, 1/2-14 NPTF 																																																																																		
AS	SAE "A" 2 Bolt, 7/8-14 SAE 																																																																																		
FM	4 Bolt, 1/2-14 NPTF 																																																																																		
FP	4 Bolt, 1/2-14 NPTF 																																																																																		
FS	4 Bolt, 7/8-14 SAE 																																																																																		
Code	Rotation																																																																																		
0	Standard 																																																																																		
Code	Shaft																																																																																		
09	1" Straight w/0.38" Crosshole 																																																																																		
10	1" Keyed 																																																																																		
11	1" 6B Spline 																																																																																		
13	Long 1" Keyed 																																																																																		
21	1" Keyed; Corrosion Resistant 																																																																																		
26	25mm Keyed w/ 8mm Key 																																																																																		
28	7/8" 13 Tooth Spline 																																																																																		
Code	Options																																																																																		
AAAB	No Paint No lackiert																																																																																		
AAAA	Black Paint Schwarz lackiert																																																																																		

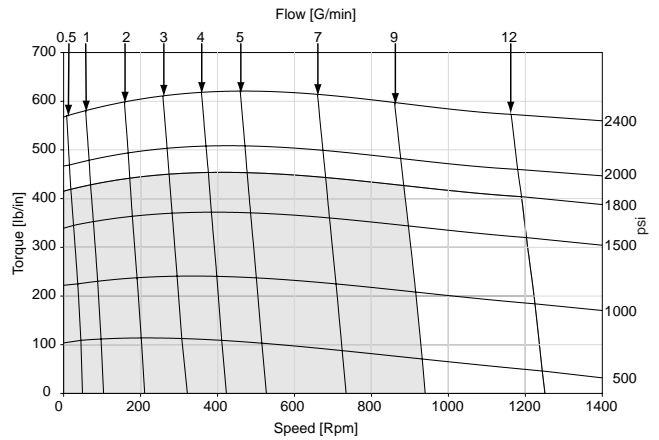
Consult factory for other available options, configurations ordering codes and lead times.

**TB 0036**

EU

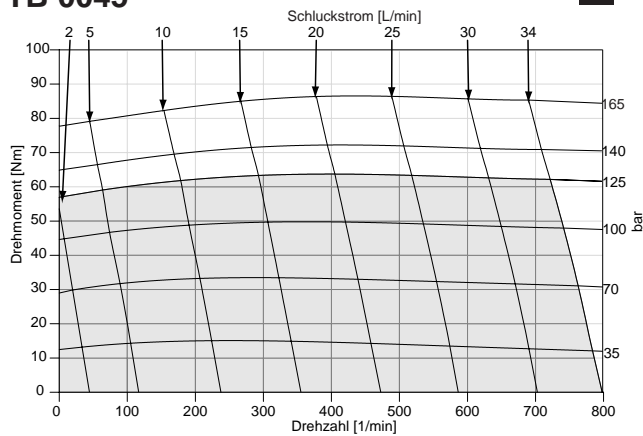


US

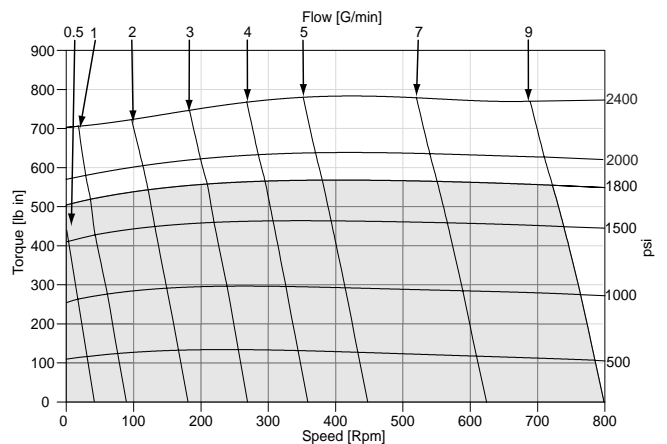


**TB 0045**

EU

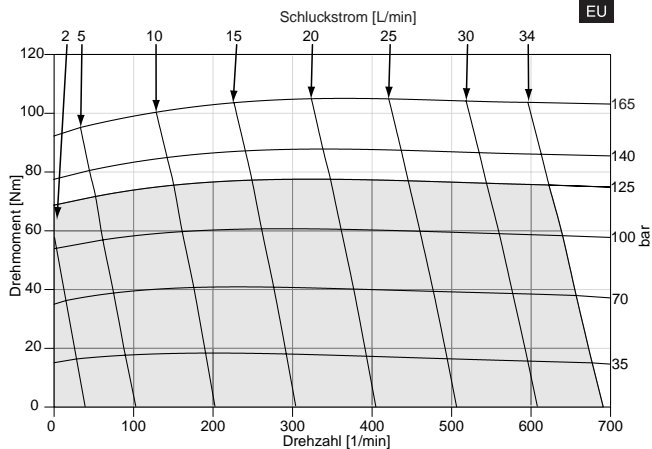


US

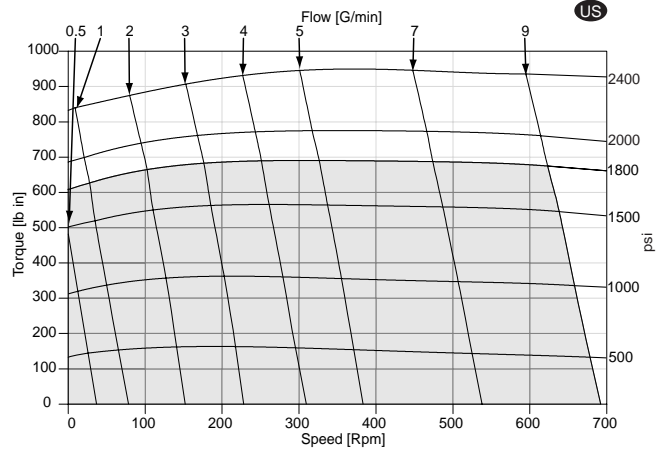


**TB 0050**

EU



US



Cont.

Int.

Intermittent operation rating applies to 10% of every minute.

Fonctionnement interm. 10% max. de chaque minute d'utilisation.

Intermittierende Werte maximal 10% von jeder Betriebsminute.

Capacidad de funcionamiento intermitente valida para 10% por cada minuto.

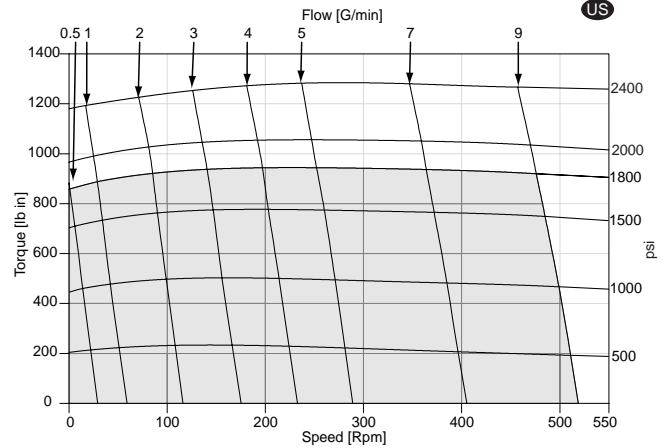
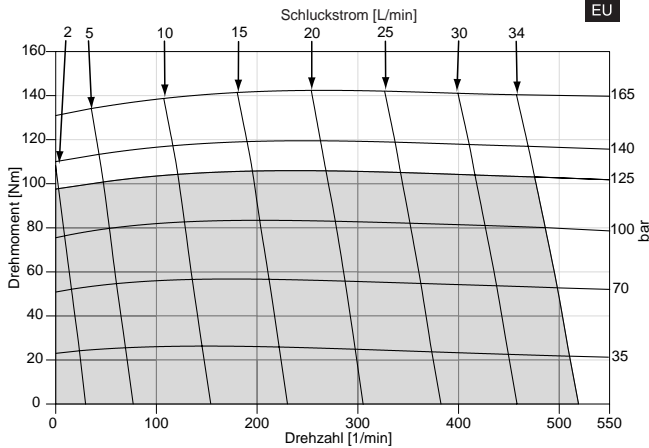
Performance data based on testing using 10W40 oil with a viscosity of 200 SUS at 54° C (130° F). Performance data is typical. Actual data may vary slightly from one production motor to another.

Leistungsdaten sind gemessen mit SAE 10W40 bei einer Viskosität von 43,1 Cst bei 54°C. Geringfügige Abweichungen von den Katalogdaten sind möglich.

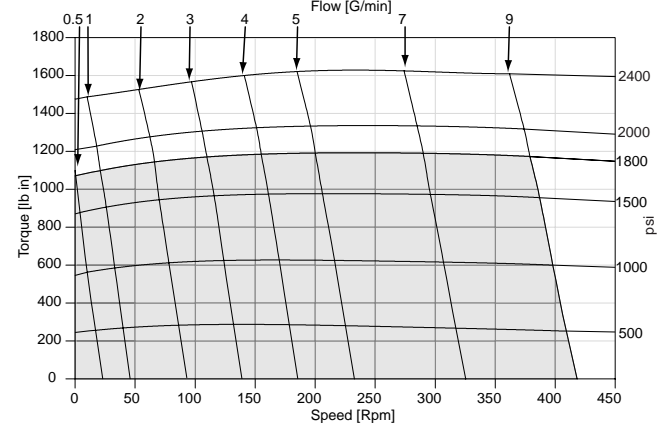
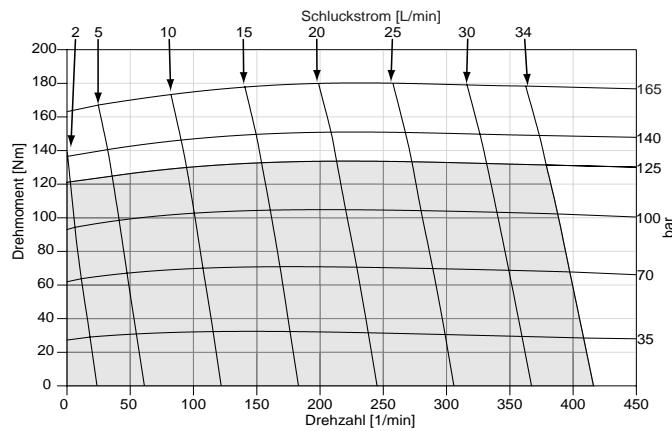
Datos tecnicos obtenidos con aceite 10W40 de 200 SUS de viscosidad a 54°C (130°F). Los datos proporcionados son valores tipicos. Los valores exactos reales podrian tener una pequena variacion entre distintos motores.

Les données sur les performances sont basées sur des tests utilisant de l'huile 10W40 d'une viscosité de 200 SUS à 54°C (130°F). Ces données correspondent à des situations typiques. Les données réelles peuvent varier légèrement d'un moteur de production à l'autre.

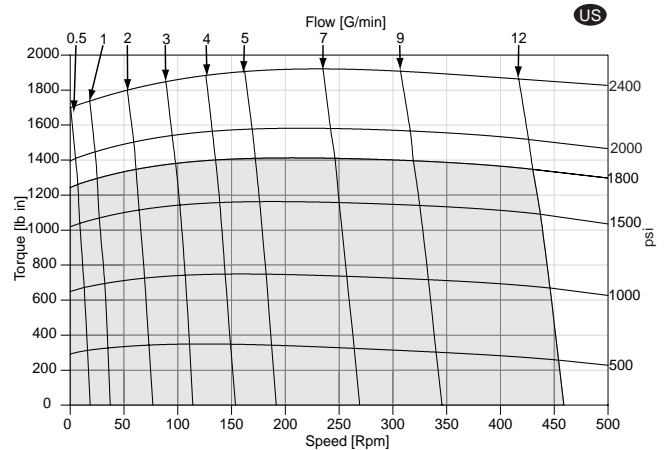
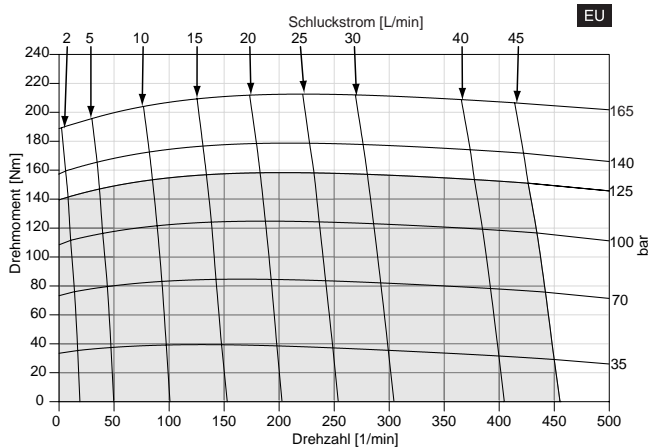
**TB 0065**



**TB 0080**



**TB 0100**



Cont.  Int.  
Intermittent operation rating applies to 10% of every minute.  
Fonctionnement interm. 10% max. de chaque minute d'utilisation.

Intermittierende Werte maximal 10% von jeder Betriebsminute.  
Capacidad de funcionamiento intermitente valida para 10% por cada minuto.

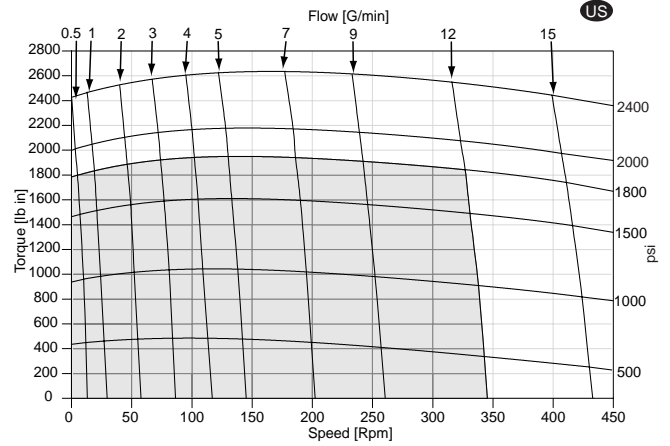
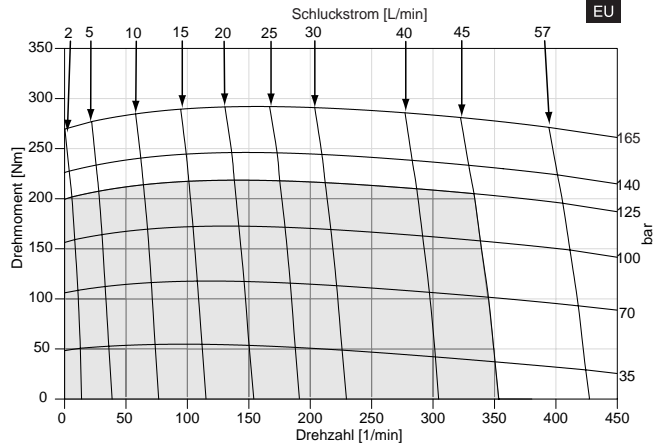
Performance data based on testing using 10W40 oil with a viscosity of 200 SUS at 54° C (130° F). Performance data is typical. Actual data may vary slightly from one production motor to another.

Leistungsdaten sind gemessen mit SAE 10W40 bei einer Viskosität von 43,1 Cst bei 54°C. Geringfügige Abweichungen von den Katalogdaten sind möglich.

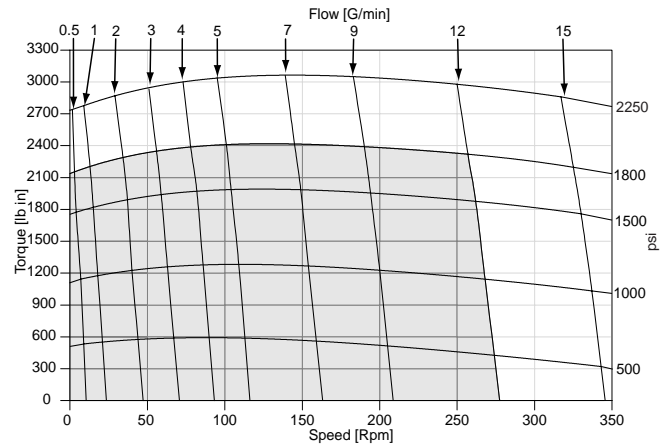
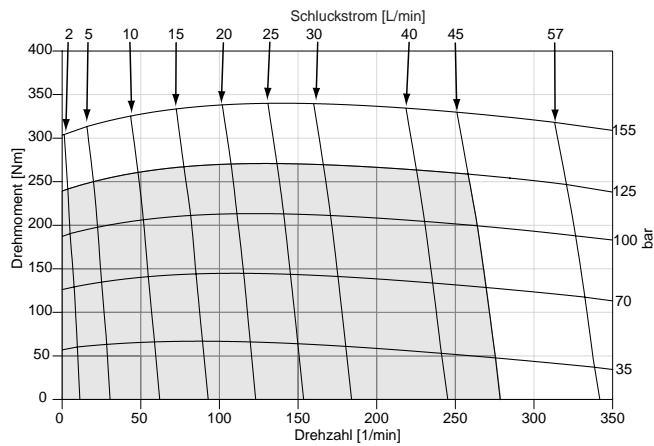
Les données sur les performances sont basées sur des tests utilisant de l'huile 10W40 d'une viscosité de 200 SUS à 54°C (130°F). Ces données correspondent à des situations typiques. Les données réelles peuvent varier légèrement d'un moteur de production à l'autre.

Datos tecnicos obtenidos con aceite 10W40 de 200 SUS de viscosidad a 54°C (130°F). Los datos proporcionados son valores típicos. Los valores exactos reales podrían tener una pequeña variación entre distintos motores.

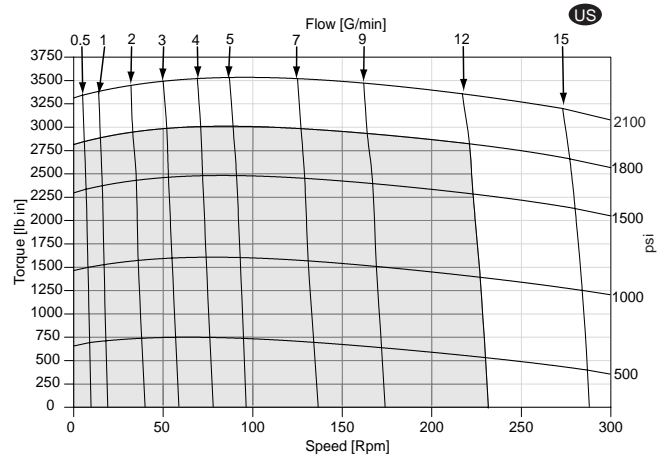
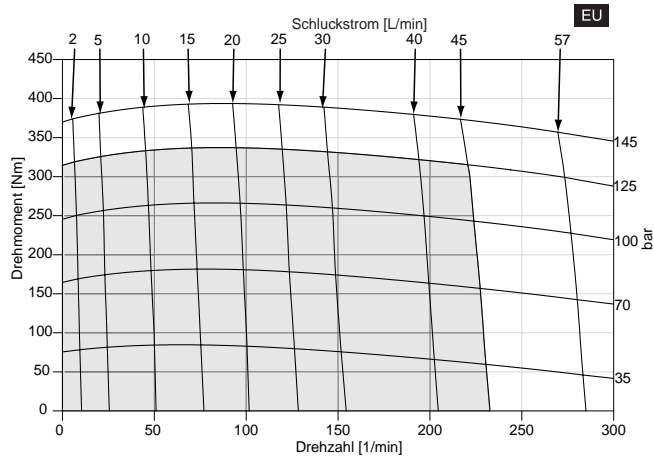
**TB 0130**



**TB 0165**



**TB 0195**



□ Cont.

□ Int.

Intermittent operation rating applies to 10% of every minute.

Fonctionnement interm. 10% max. de chaque minute d'utilisation.

Performance data based on testing using 10W40 oil with a viscosity of 200 SUS at 54° C (130° F). Performance data is typical. Actual data may vary slightly from one production motor to another.

Les données sur les performances sont basées sur des tests utilisant de l'huile 10W40 d'une viscosité de 200 SUS à 54°C (130°F). Ces données correspondent à des situations typiques. Les données réelles peuvent varier légèrement d'un moteur de production à l'autre.

pp 020-035TB SD.p65

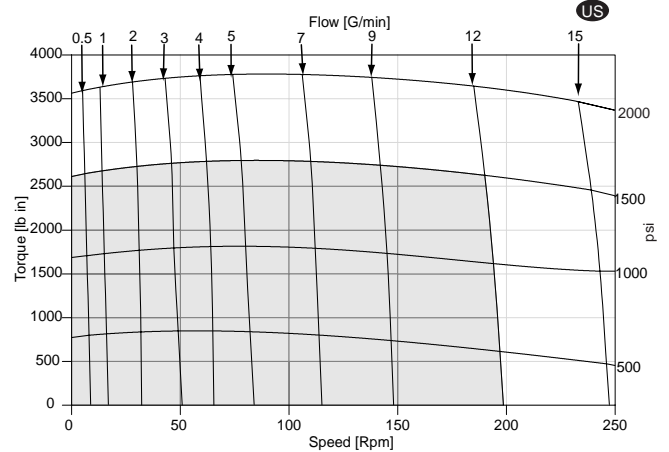
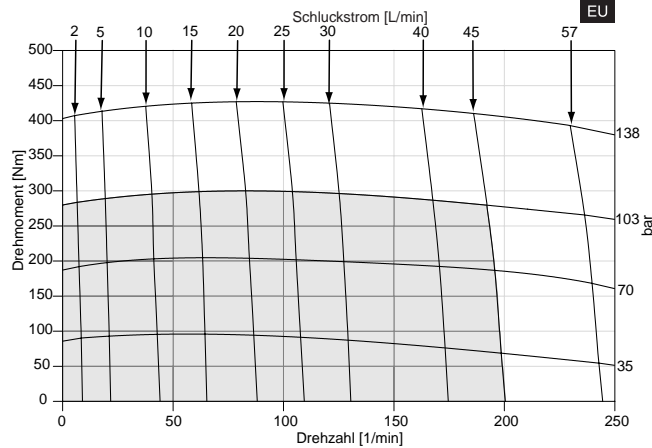
Intermittierende Werte maximal 10% von jeder Betriebsminute.

Capacidad de funcionamiento intermitente valida para 10% por cada minuto.

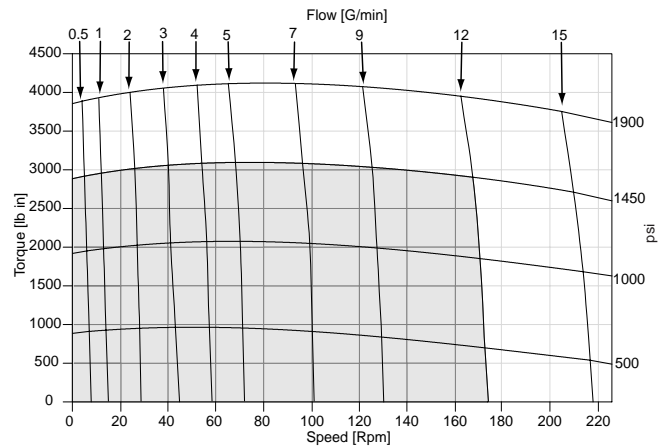
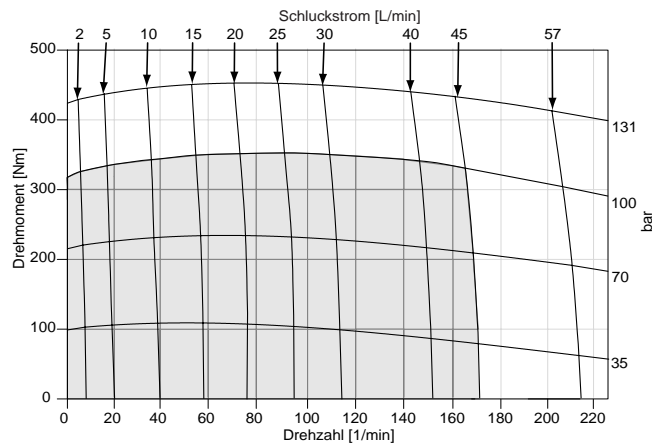
Leistungsdaten sind gemessen mit SAE 10W40 bei einer Viskosität von 43,1 Cst bei 54°C. Geringfügige Abweichungen von den Katalogdaten sind möglich.

Datos tecnicos obtenidos con aceite 10W40 de 200 SUS de viscosidad a 54°C (130°F). Los datos proporcionados son valores típicos. Los valores exactos reales podrían tener una pequeña variación entre distintos motores.

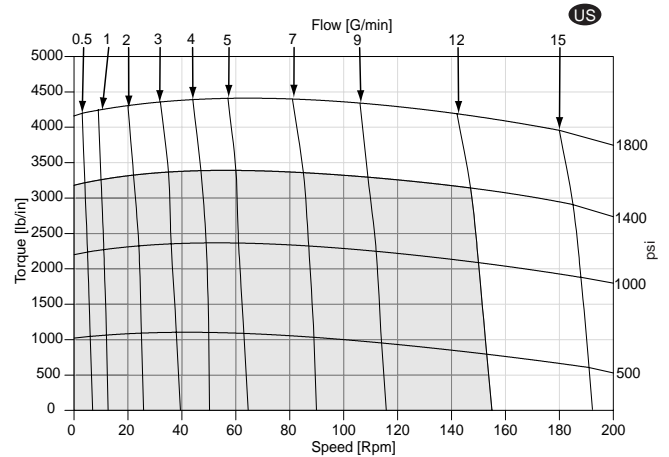
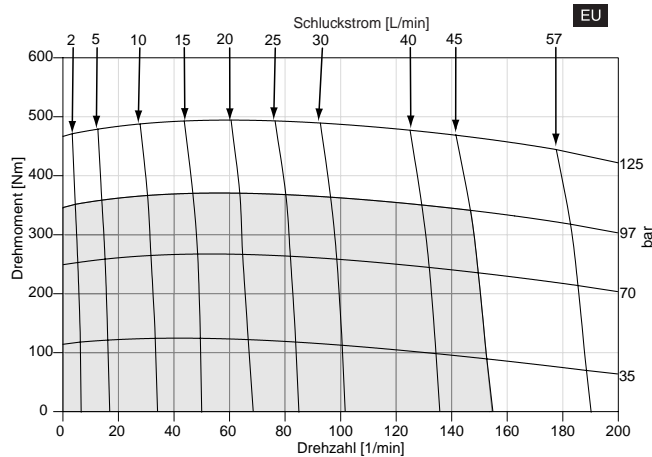
**TB 0230**



**TB 0260**



**TB 0295**



□ Cont.

□ Int.

Intermittent operation rating applies to 10% of every minute.

Fonctionnement interm. 10% max. de chaque minute d'utilisation.

Performance data based on testing using 10W40 oil with a viscosity of 200 SUS at 54° C (130° F). Performance data is typical. Actual data may vary slightly from one production motor to another.

Les données sur les performances sont basées sur des tests utilisant de l'huile 10W40 d'une viscosité de 200 SUS à 54°C (130°F). Ces données correspondent à des situations typiques. Les données réelles peuvent varier légèrement d'un moteur de production à l'autre.

pp 020-035 TB SD.p65

Intermittierende Werte maximal 10% von jeder Betriebsminute.

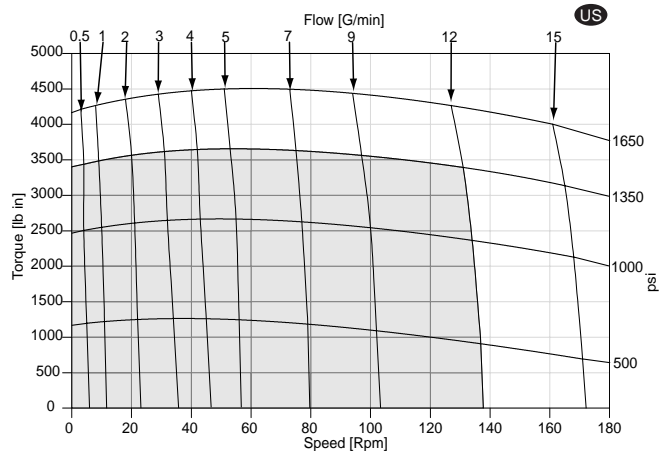
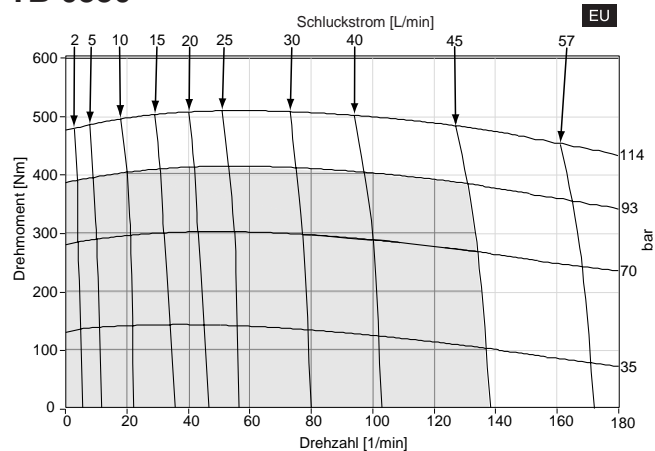
Capacidad de funcionamiento intermitente valida para 10% por cada minuto.

Leistungsdaten sind gemessen mit SAE 10W40 bei einer Viskosität von 43,1 Cst bei 54°C. Geringfügige Abweichungen von den Katalogdaten sind möglich.

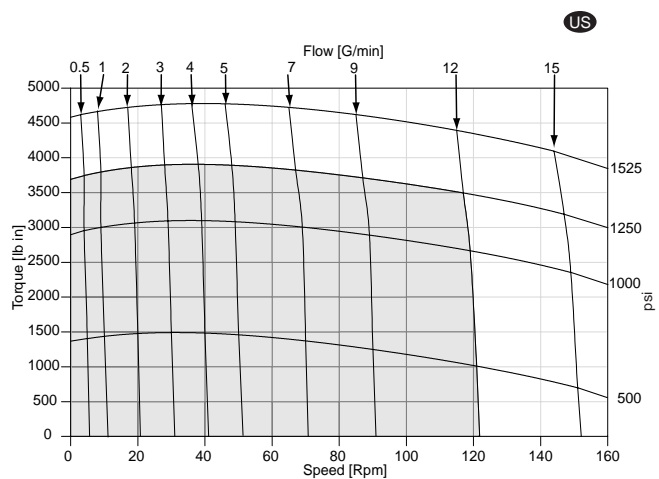
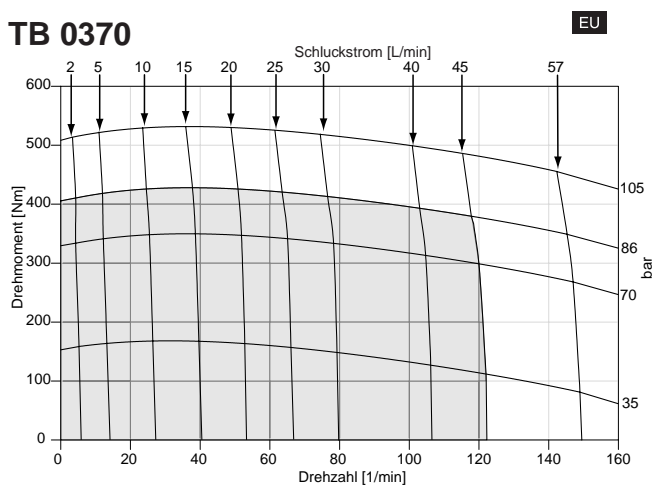
Datos tecnicos obtenidos con aceite 10W40 de 200 SUS de viscosidad a 54°C (130°F). Los datos proporcionados son valores típicos. Los valores exactos reales podrían tener una pequeña variación entre distintos motores.



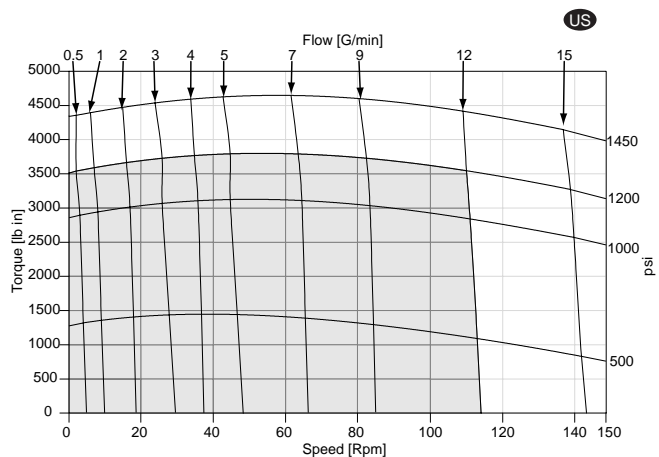
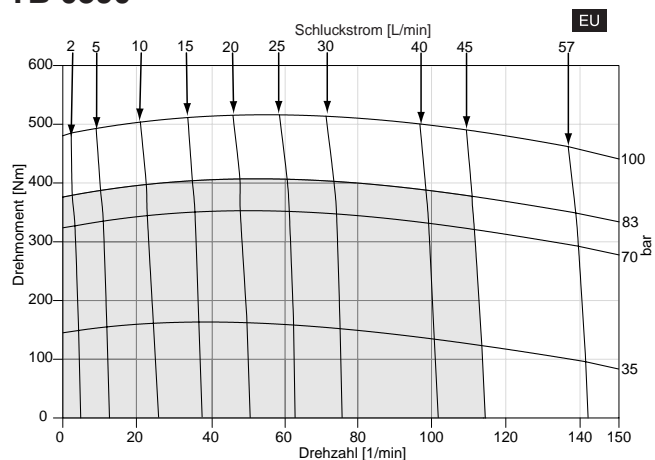
**TB 0330**



**TB 0370**



**TB 0390**



□ Cont.

□ Int.

Intermittent operation rating applies to 10% of every minute.

Fonctionnement interm. 10% max. de chaque minute d'utilisation.

Performance data based on testing using 10W40 oil with a viscosity of 200 SUS at 54° C (130° F). Performance data is typical. Actual data may vary slightly from one production motor to another.

Les données sur les performances sont basées sur des tests utilisant de l'huile 10W40 d'une viscosité de 200 SUS à 54°C (130°F). Ces données correspondent à des situations typiques. Les données réelles peuvent varier légèrement d'un moteur de production à l'autre.

pp 020-035TB SD.p65

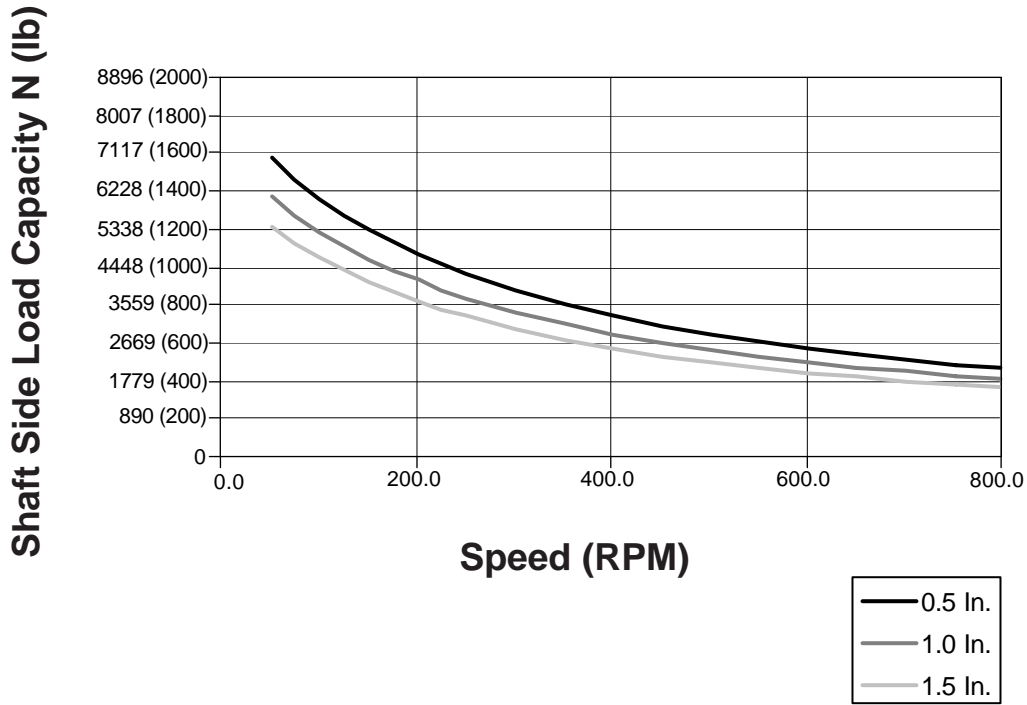
Intermittierende Werte maximal 10% von jeder Betriebsminute.

Capacidad de funcionamiento intermitente valida para 10% por cada minuto.

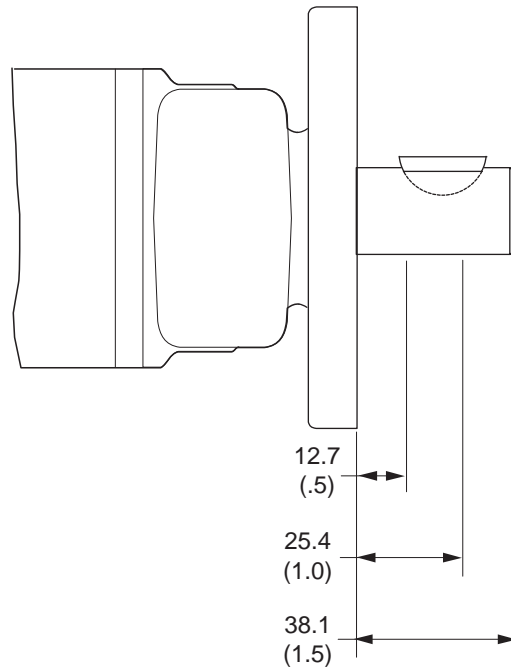
Leistungsdaten sind gemessen mit SAE 10W40 bei einer Viskosität von 43,1 Cst bei 54°C. Geringfügige Abweichungen von den Katalogdaten sind möglich.

Datos tecnicos obtenidos con aceite 10W40 de 200 SUS de viscosidad a 54°C (130°F). Los datos proporcionados son valores típicos. Los valores exactos reales podrían tener una pequeña variación entre distintos motores.





The allowable side load curve is based on bushing life of  $2.5 \times 10^6$  revolutions.  
 Die zulaessige radiale Wellenbelastung bezieht sich auf die Lager-Lebensdauer  $2,5 \times 10^6$  Umdrehungen.  
 L'effort radial admissible sur l'arbre depend a une duree de vie  $2,5 \times 10^6$  de rotation.  
 La curva de carga lateral admisible se basa en vida util de cojinete de  $2.5 \times 10^6$  revoluciones.

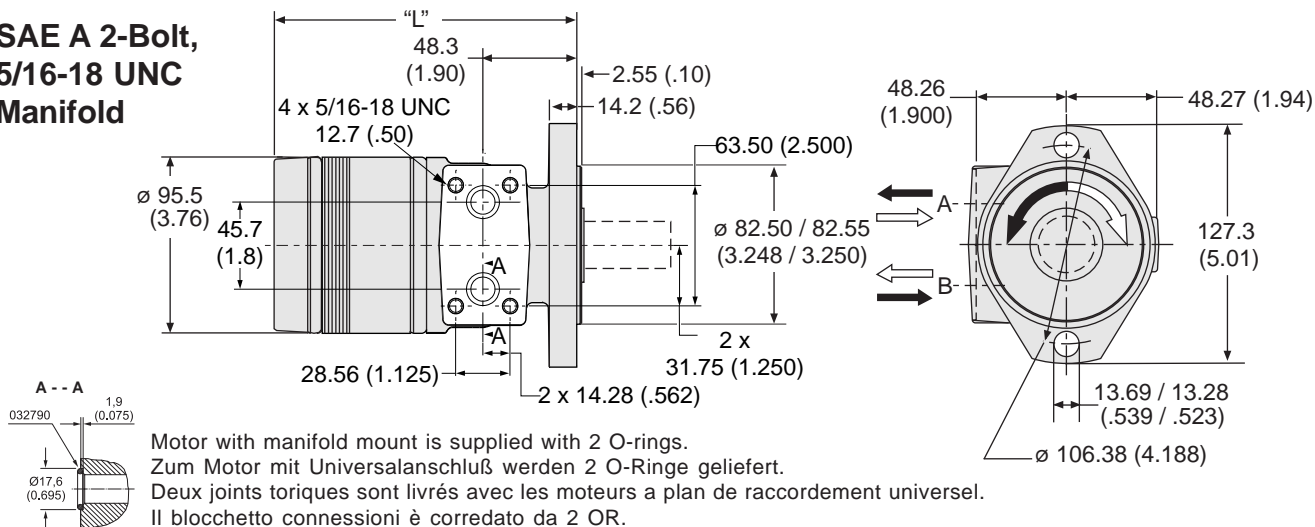


English equivalents for metric specifications are shown in ( ).

pp 020-035 TB SD,p65

Code: AM

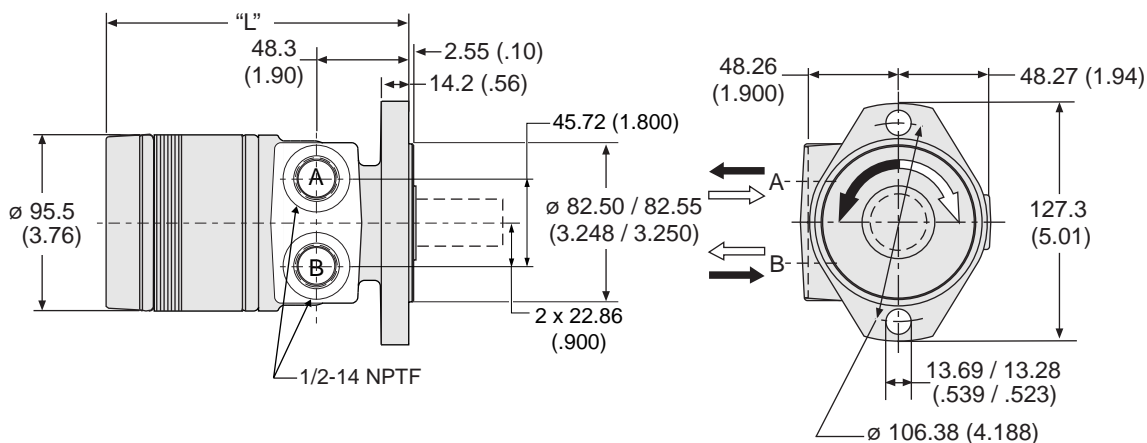
SAE A 2-Bolt,  
5/16-18 UNC  
Manifold



Code AM disp.	0036	0045	0050	0065	0080	0100	0130	0165	0195	0230	0260	0295	0330	0365	0390
Weight/Gewicht kg	5.87	6.03	6.12	6.26	6.35	6.49	6.76	7.03	7.35	7.58	7.80	8.07	8.35	8.66	8.80
Poids/Peso (lb)	(12.9)	(13.3)	(13.5)	(13.8)	(14.0)	(14.3)	(14.9)	(15.5)	(16.2)	(16.7)	(17.2)	(17.8)	(18.4)	(19.1)	(19.4)
Length "L" mm	132.4	136	138	141	144	147	154	160	166	173	179	185	192	200	205
"L" (in)	(5.22)	(5.36)	(5.42)	(5.54)	(5.67)	(5.79)	(6.04)	(6.29)	(6.54)	6.79	7.04	7.29	7.54	7.88	8.04

Code: AP

SAE A 2-Bolt,  
1/2-14 NPTF

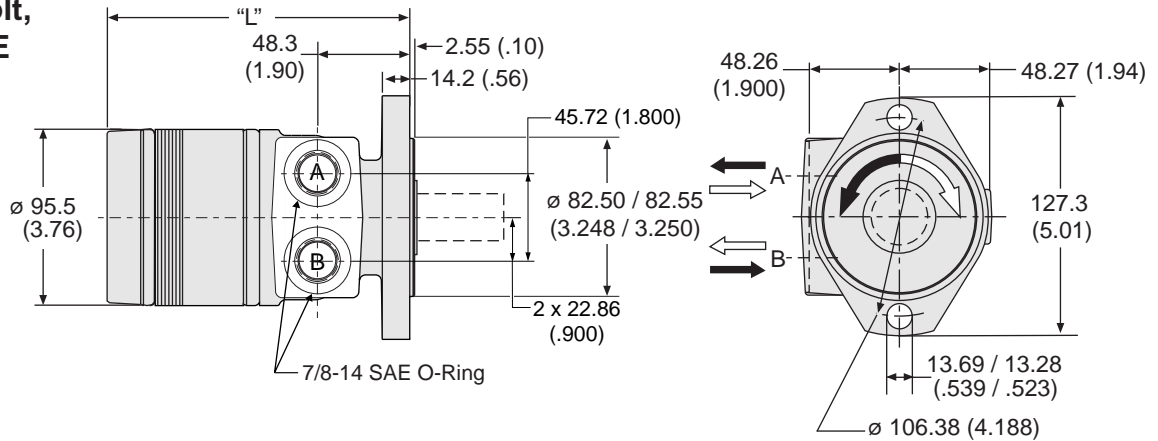


Code AP disp.	0036	0045	0050	0065	0080	0100	0130	0165	0195	0230	0260	0295	0330	0365	0390
Weight/Gewicht kg	5.87	6.03	6.12	6.26	6.35	6.49	6.76	7.03	7.35	7.58	7.80	8.07	8.35	8.66	8.80
Poids/Peso (lb)	(12.9)	(13.3)	(13.5)	(13.8)	(14.0)	(14.3)	(14.9)	(15.5)	(16.2)	(16.7)	(17.2)	(17.8)	(18.4)	(19.1)	(19.4)
Length "L" mm	132.4	136	138	141	144	147	154	160	166	173	179	185	192	200	205
"L" (in)	(5.22)	(5.36)	(5.42)	(5.54)	(5.67)	(5.79)	(6.04)	(6.29)	(6.54)	6.79	7.04	7.29	7.54	7.88	8.04

English equivalents for metric specifications are shown in ( ).

Code: AS

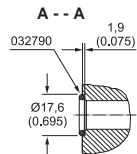
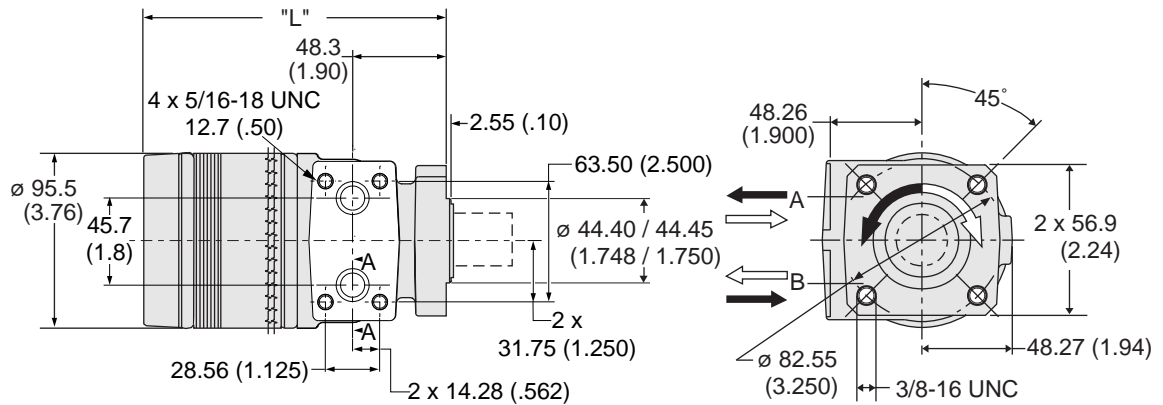
SAE A 2-Bolt,  
7/8"-14 SAE  
O-Ring



Code AS disp.	0036	0045	0050	0065	0080	0100	0130	0165	0195	0230	0260	0295	0330	0365	0390
Weight/Gewicht kg	5.87	6.03	6.12	6.26	6.35	6.49	6.76	7.03	7.35	7.58	7.80	8.07	8.35	8.66	8.80
Poids/Peso (lb)	(12.9)	(13.3)	(13.5)	(13.8)	(14.0)	(14.3)	(14.9)	(15.5)	(16.2)	(16.7)	(17.2)	(17.8)	(18.4)	(19.1)	(19.4)
Length "L" mm	132.4	136	138	141	144	147	154	160	166	173	179	185	192	200	205
"L" (in)	(5.22)	(5.36)	(5.42)	(5.54)	(5.67)	(5.79)	(6.04)	(6.29)	(6.54)	6.79	7.04	7.29	7.54	7.88	8.04

Code: FM

4-Bolt,  
5/16-18 UNC  
Manifold



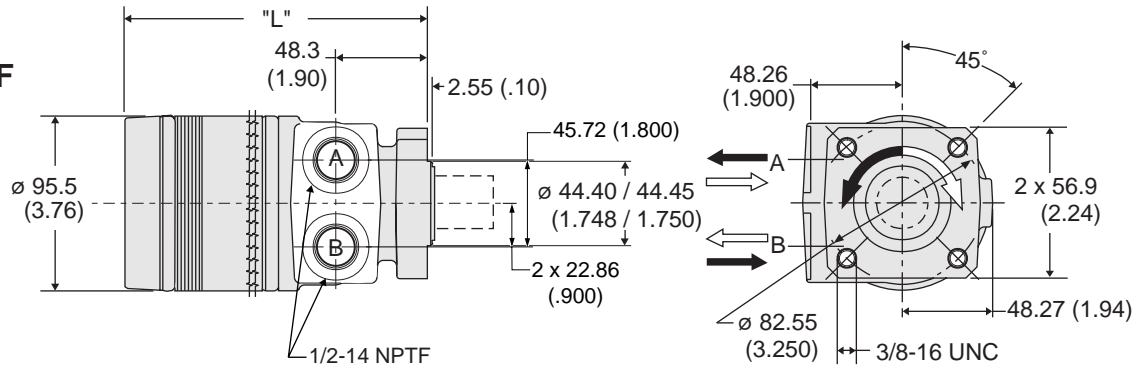
Motor with manifold mount is supplied with 2 O-rings.  
Zum Motor mit Universalanschluß werden 2 O-Ringe geliefert.  
Deux joints toriques sont livrés avec les moteurs a plan de raccordement universel.  
Il blocchetto connessioni è corredato da 2 OR.

Code FM disp.	0036	0045	0050	0065	0080	0100	0130	0165	0195	0230	0260	0295	0330	0365	0390
Weight/Gewicht kg	5.58	5.62	5.67	5.80	5.94	6.08	6.31	6.62	7.03	7.17	7.39	7.62	7.94	8.26	8.39
Poids/Peso (lb)	(12.3)	(12.4)	(12.5)	(12.8)	(13.1)	(13.4)	(13.9)	(14.6)	(15.5)	(15.8)	(16.3)	(16.8)	(17.5)	(18.2)	(18.5)
Length "L" mm	132.4	136	138	141	144	147	154	160	166	173	179	185	192	200	205
"L" (in)	(5.22)	(5.36)	(5.42)	(5.54)	(5.67)	(5.79)	(6.04)	(6.29)	(6.54)	(6.79)	(7.04)	(7.29)	(7.54)	(7.88)	(8.04)

English equivalents for metric specifications are shown in ( ).

Code: FP

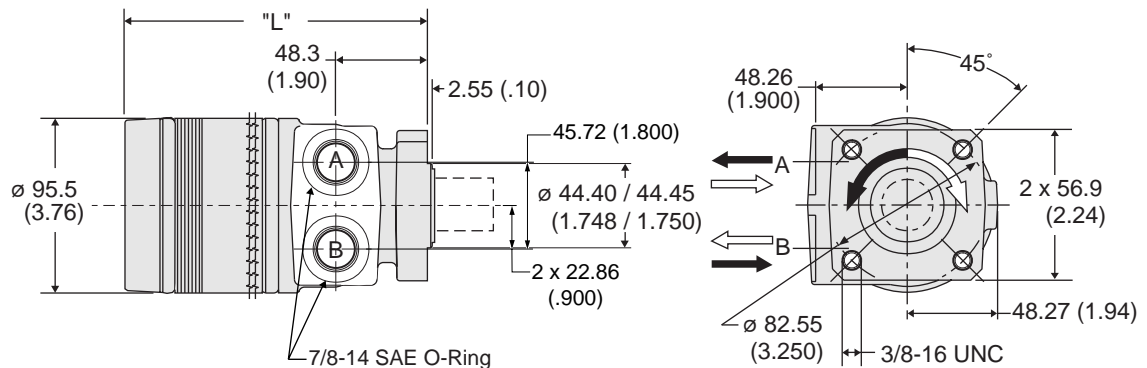
4 Bolt,  
1/2-14 NPTF



Code FP disp.	0036	0045	0050	0065	0080	0100	0130	0165	0195	0230	0260	0295	0330	0365	0390
Weight/Gewicht kg	5.58	5.62	5.67	5.80	5.94	6.08	6.31	6.62	7.03	7.17	7.39	7.62	7.94	8.26	8.39
Poids/Peso (lb)	(12.3)	(12.4)	(12.5)	(12.8)	(13.1)	(13.4)	(13.9)	(14.6)	(15.5)	(15.8)	(16.3)	(16.8)	(17.5)	(18.2)	(18.5)
Length "L" mm	132.4	136	138	141	144	147	154	160	166	173	179	185	192	200	205
"L" (in)	(5.22)	(5.36)	(5.42)	(5.54)	(5.67)	(5.79)	(6.04)	(6.29)	(6.54)	(6.79)	(7.04)	(7.29)	(7.54)	(7.88)	(8.04)

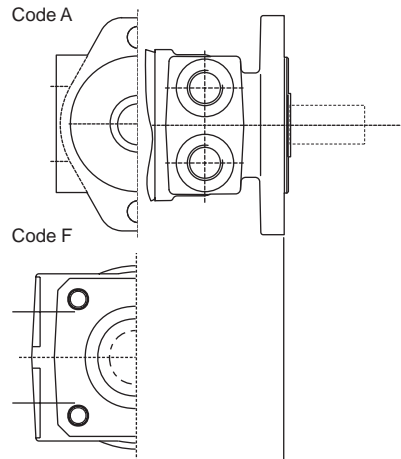
Code: FS

4 Bolt,  
7/8"-14 SAE  
O-Ring



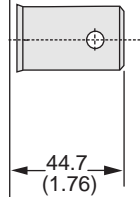
Code FS disp.	0036	0045	0050	0065	0080	0100	0130	0165	0195	0230	0260	0295	0330	0365	0390
Weight/Gewicht kg	5.58	5.62	5.67	5.80	5.94	6.08	6.31	6.62	7.03	7.17	7.39	7.62	7.94	8.26	8.39
Poids/Peso (lb)	(12.3)	(12.4)	(12.5)	(12.8)	(13.1)	(13.4)	(13.9)	(14.6)	(15.5)	(15.8)	(16.3)	(16.8)	(17.5)	(18.2)	(18.5)
Length "L" mm	132.4	136	138	141	144	147	154	160	166	173	179	185	192	200	205
"L" (in)	(5.22)	(5.36)	(5.42)	(5.54)	(5.67)	(5.79)	(6.04)	(6.29)	(6.54)	(6.79)	(7.04)	(7.29)	(7.54)	(7.88)	(8.04)

English equivalents for metric specifications are shown in ( ).



**Code: 09**

**1" Straight with  
0.38" Crosshole**

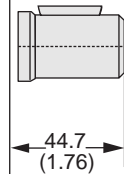


**Code: 10**

**1" Keyed**

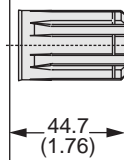
**Code: 21**

**Corrosion Resistant**



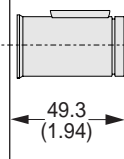
**Code: 11**

**1" 6B Spline**



**Code: 13**

**Long 1" Keyed**



English equivalents for metric specifications are shown in ( ).

Code: 09

1" Straight with  
0.38" Crosshole

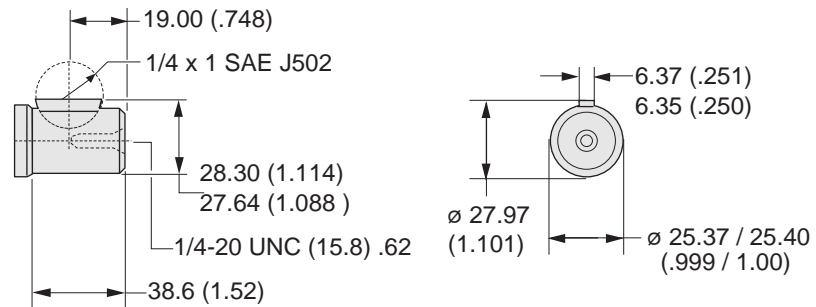


Code: 10

1" Keyed

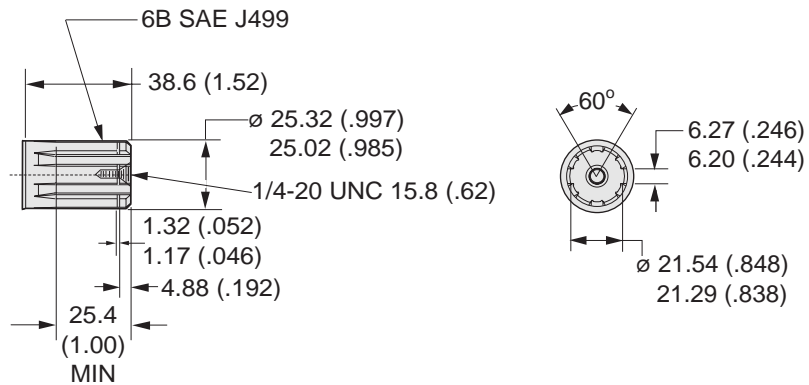
Code: 21

Corrosion Resistant



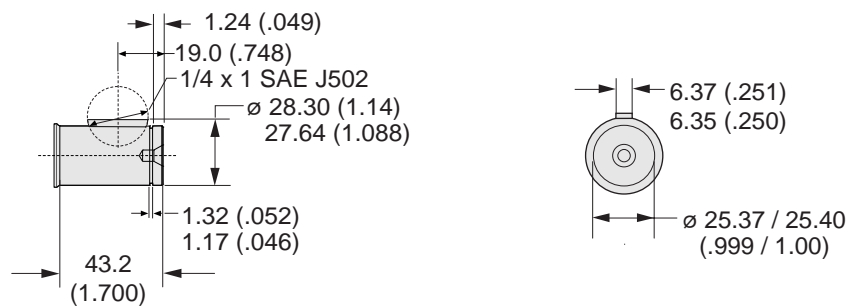
Code: 11

1" 6B Spline



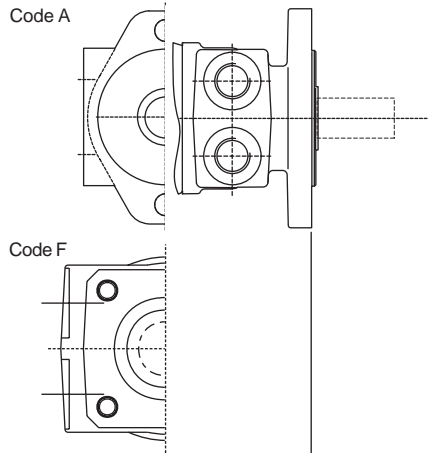
Code: 13

Long 1" Keyed

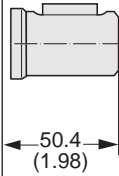


English equivalents for metric specifications are shown in ( ).

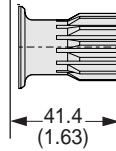
pp 020-035TB SD.p65



**Code: 26**  
**25mm Keyed**  
**with 8mm Key**



**Code: 28**  
**7/8" 13 Tooth Spline**

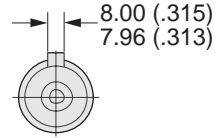
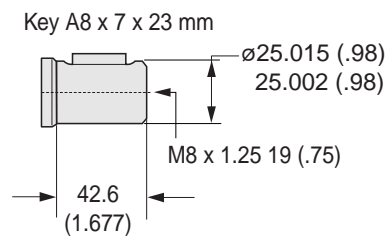


English equivalents for metric specifications are shown in ( ).



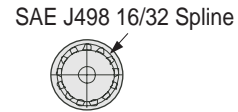
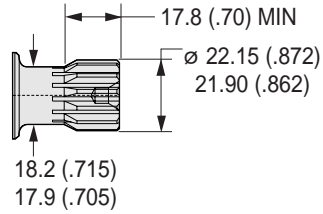
Code: 26

25mm Keyed  
with 8mm Key



Code: 28

7/8" 13 Tooth Spline



English equivalents for metric specifications are shown in ( ).

pp 020-035TB SD.p65